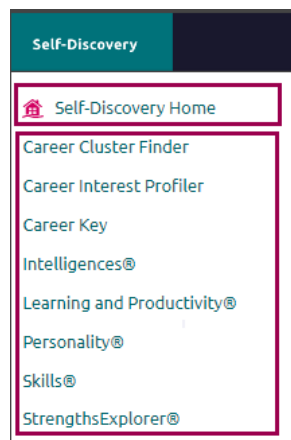


### Overview

Learn more about yourself and be introduced to best-fit careers using the new Self-Discovery Section.

### The Self-Discovery Section

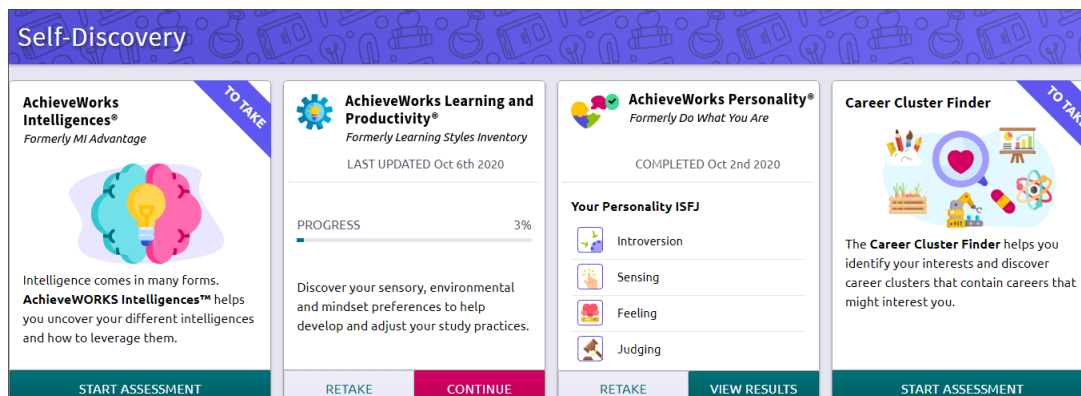
From Naviance Student, go to **Self-Discovery**, then select **Self-Discovery Home** or a specific assessment from the list.



### Self-Discovery Home

From the **Self-Discovery Home** page, you can:

- Start an assessment.
- Continue an assessment.
- Review assessment results.
- Retake an assessment, except for StrengthsExplorer®



## Assessments Overview

### AchieveWorks® Intelligences

Formerly called MI Advantage, AchieveWorks® Intelligences helps you uncover your different intelligences and explains how to use them.

The assessment will take approximately 15 minutes and includes 54 questions.

Back to AchieveWorks Intelligences® Language English

**AchieveWorks Intelligences®**

PROGRESS 2% Question 2/54

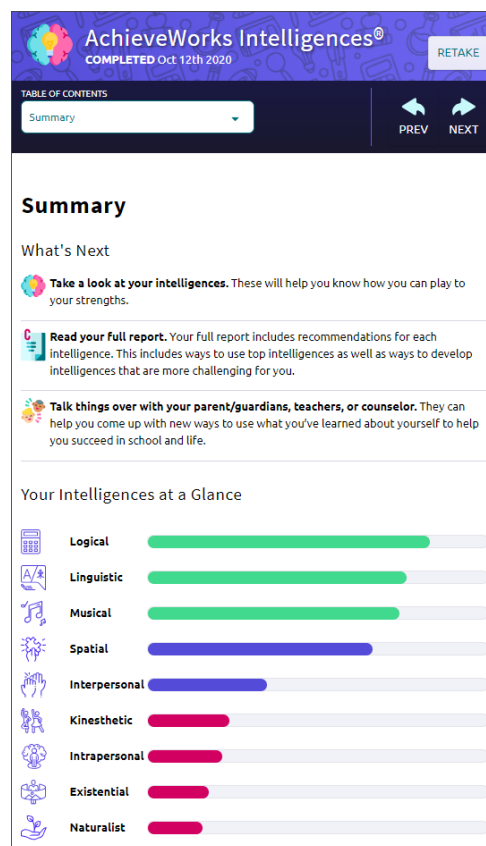
Tell us how much each statement is like you.  
Think about your abilities, strengths, and where you seem to excel.

I can easily picture complex objects and rotate them in my mind to "view" them from different angles.

Not at All 1 2 3 4 5 6 7 Completely

PREV NEXT

In the results, discover how you deal with information, solve problems, and create things, and learn how to use your strengths in school, work, and other activities.



## AchieveWorks® Learning and Productivity

Formerly called Learning Styles Inventory, AchieveWorks® Learning and Productivity helps you to identify your sensory and mindset preferences so you can develop study practices that work for you. Find out how you learn the best and how you can be most productive.

The assessment will take approximately 20 minutes and includes 69 questions.

The screenshot shows the assessment interface for 'AchieveWorks Learning and Productivity'. At the top, there is a navigation bar with a 'Back to AchieveWorks Learning and Productivity' link and a language dropdown set to 'English'. Below this is a header with the title and a progress bar showing '0%' completion for 'Question 1/69'. The main instruction reads: 'Tell us how much each statement is like you. Think about how much this is like how you prefer to learn and work. Then choose the answer that best fits.' The statement being assessed is: 'If I have something new to learn, I would rather read than talk with someone to learn about it.' Below the statement is a horizontal scale from 1 to 5, with 'Strongly Disagree' at the left end and 'Strongly Agree' at the right end. The scale is currently empty, with a green checkmark at the far right. Navigation buttons 'PREV' and 'NEXT' are at the bottom.

The results include tips for making studying more effective and strategies for how you can be more comfortable and successful in class.

The screenshot shows the results page for 'AchieveWorks Learning and Productivity'. The header indicates the assessment was 'COMPLETED Dec 2nd 2020' and includes a 'RETAKE' button. A 'TABLE OF CONTENTS' dropdown is set to 'Summary'. The main section is titled 'Your Learning and Productivity Preferences' and is divided into two parts: 'Sensory Preferences' and 'Environmental Preferences'. Under 'Sensory Preferences', there are four sliders: 'Visual' (set to High), 'Kinesthetic' (set to Low), 'Auditory' (set to Low), and 'Tactile' (set to Low). Under 'Environmental Preferences', there are eight sliders: 'Environment' (set to Warm), 'Intake' (set to Likes Intake), 'Light' (set to Bright Light), 'Background' (set to Sound in Background), 'Setting' (set to Traditional Setting), 'Time of Day' (set to Late in the Day), 'Stillness' (set to Stillness), and 'Mobility' (set to Mobility). Navigation buttons 'PREV' and 'NEXT' are at the top right.

## AchieveWorks® Personality

Formerly called Do What You Are, AchieveWorks® Personality helps you to identify your personality type by asking you to choose scenarios that best represent how you behave in real life.

The assessment will take approximately 15 minutes and has 36 scenarios.

The screenshot shows the AchieveWorks Personality assessment interface. At the top, there is a navigation bar with a "Back to AchieveWorks Personality®" link and a language dropdown set to "English". Below the navigation bar is a header with the AchieveWorks Personality logo. A progress bar indicates 8% completion, with "Question 5/36" noted. The main instruction is "Choose the scenario that best fits you." followed by a reminder: "Remember, don't be influenced by how you might aspire to act or what others might expect of you." Two radio button options are presented: "I call up friends to see if they want to get together, and I enjoy parties, because I get to see lots of people." and "I would rather hang out with a close friend or two than socialize with a lot of people I don't know very well." At the bottom, there are "PREV" and "NEXT" navigation buttons.

The results will provide your personality type, tips to achieve success in a way that works for you, and best-fit career options.

The screenshot displays the "Summary" page of the AchieveWorks Personality assessment. The top header includes the logo, the text "COMPLETED Dec 2nd 2020", and a "RETAKE" button. A "TABLE OF CONTENTS" section shows "Summary" as the selected item. Below this, the "What's Next" section provides three steps: "Take a look at your personality.", "Read your full report.", and "Talk things over with your parent/guardians, teachers, or counselor." The main section, "Your personality type is ISFJ", features four horizontal bars representing personality dimensions: Introversion (high), Sensing (high), Thinking (low), and Judging (high). Each bar is accompanied by an icon and a label for the opposite end of the spectrum: Extraversion, iNtuition, Feeling, and Perceiving.

## AchieveWorks® Skills

AchieveWorks® Skills helps you to identify and develop your skills and connects your skills to careers that might interest you.

The assessment will take approximately 20 minutes and includes 69 questions.

Back to Self-Discovery

AchieveWorks Skills®

Progress 67% Question 45/69

Tell us how much each statement is like you.  
Think about your abilities and be honest.

I think about how I am influenced by people around me.

Not at all 0 1 2 3 4 5 Definitely

PREV NEXT

The results will include your current skill profile and recommendations for you to develop your skills.

AchieveWorks Skills®  
COMPLETED Apr 28th 2021 RETAKE

TABLE OF CONTENTS  
Summary

It is a good idea to retake the assessment after you have spent significant time developing your skills. Remember that as your skills change, your career list will change as well.

Your Skills at Glance

- Conscientiousness**  
Focus and organization, and completing tasks in a timely, thorough manner, are the hallmarks of this skill. It also involves self-regulation, allowing one to create and follow plans and accomplish specific goals. Guided by a sense of practicality, the conscientious individual makes efficient use of resources and exhibits modesty in valuing others' contributions.
- Critical Thinking**  
A knack for gathering, evaluating and understanding information is core to this skill, which is key to making rational decisions and creating solutions. Critical thinkers also require self-awareness, to recognize their biases and to be aware of their influence on people and situations.
- Social-Emotional**  
This skill is founded on the ability to work with others in a positive and productive manner. That includes connecting with people in a genuine and sincere way, being considerate of their needs and tolerant of differences. It also requires self-awareness, to understand how one's actions affect other people.
- Creativity**  
Driven by a desire to explore different ideas and experiences, people with this skill seek new and original ways to express themselves. They tend to be more resilient and sincere as they present their unique ideas despite judgement or social expectations.
- Leadership**  
Inspiring others, managing people and projects, and building and maintaining a network of contacts are all aspects of this skill. It also includes decisiveness — and accepting any consequences that may result — along with a capacity to tolerate stress.

The AchieveWorks® assessments - Intelligences®, Learning and Productivity®, Personality®, and Skills® - can be taken in English, Spanish, Portuguese, Arabic, or Chinese. Choose your language when you begin the assessment. AchieveWorks® results are available are not available in languages other than English. Other assessments and results are only available in English.

## Career Cluster Finder

In the Career Cluster Finder, select activities and school subjects that you like or dislike and personal qualities that you possess.

The assessment will take approximately 20 minutes and includes 108 questions.

The screenshot shows the 'Career Cluster Finder' interface. At the top, there's a header with a heart icon and the title 'Career Cluster Finder'. Below the header, a progress bar indicates '3%' completion, and 'Question 4/108' is shown. The main section is titled 'Activities' and contains the instruction: 'Choose whether you like or dislike each activity or you think you would like or dislike doing it in the future.' Below this is a card with an icon of a house and a blueprint, with the text 'Read and follow blueprints and/ or instructions.' At the bottom of the card are two buttons: 'DISLIKE' (with a sad face icon) and 'LIKE' (with a happy face icon). At the very bottom of the screen are 'PREV' and 'NEXT' navigation buttons.

In your results, you will learn how well each of the 16 National Career Clusters fits your current interests and qualities.

The screenshot shows the 'Career Cluster Finder' results page. At the top, there's a header with a heart icon, the title 'Career Cluster Finder', and 'COMPLETED Dec 2nd 2020'. A 'RETAKE' button is in the top right. Below the header is a 'TABLE OF CONTENTS' section with a dropdown menu showing 'Summary'. To the right of the dropdown are 'PREV' and 'NEXT' navigation buttons. The main section is titled 'Summary' and contains the text: 'This report displays National Career Clusters that are a best fit for you based on your interests and personal qualities from when you took this assessment. National Career Clusters are a framework that organizes careers into Clusters and Pathways. These often align to academic programs and majors at schools and post-secondary institutions.' Below this is a section titled 'Your Top 4 Cluster Matches' with the text: 'Naviance provides your top scoring matches based on what you entered about your interests, qualities, and subjects.' There are two cards showing the top matches. The first card is for 'Transportation, Distribution and Logistics CLUSTER' with a 'SCORE: 10'. It includes a description: 'This Career Cluster is focused on movement of people, materials, and goods by road, pipeline, air, rail and water.' Below this is a section titled 'Why is this a top cluster?' with three rows: 'MATCHING ACTIVITIES' with a score of 4, 'MATCHING QUALITIES' with a score of 4, and 'MATCHING SUBJECTS' with a score of 2. At the bottom of the card is a 'FAVORITE' button with a heart icon. The second card is for 'Finance CLUSTER' with a 'SCORE: 9'. It includes a description: 'This Career Cluster is focused on services for financial and investment planning, banking, insurance, and business financial management.' Below this is a section titled 'Why is this a top cluster?' with three rows: 'MATCHING ACTIVITIES' with a score of 5, 'MATCHING QUALITIES' with a score of 3, and 'MATCHING SUBJECTS' with a score of 1. At the bottom of the card is a 'FAVORITE' button with a heart icon.

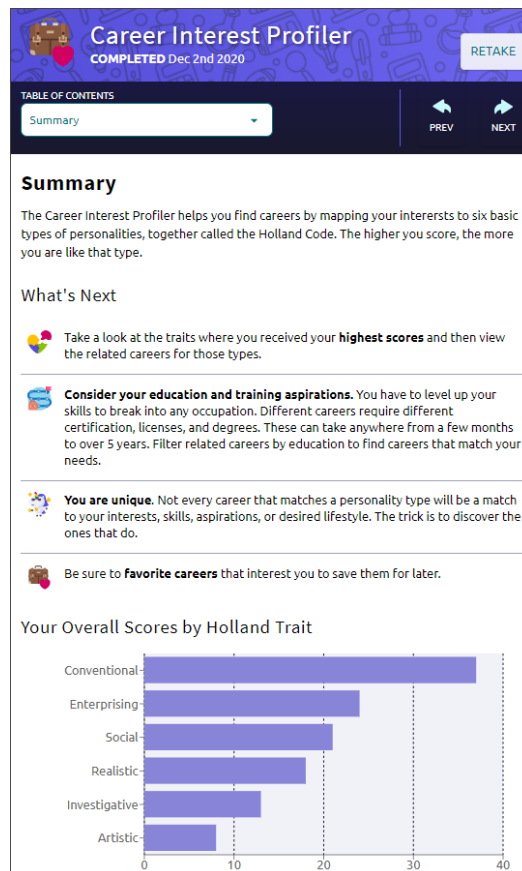
## Career Interest Profiler

Career Interest Profiler captures your interests to help determine your personality traits and suggests careers based on the U.S. Department of Labor's data.

The assessment will take about 15 minutes and includes 60 questions about your interests.

The screenshot shows the 'Career Interest Profiler' interface. At the top, it says 'PROGRESS' with a green bar and '11%' completion. Below that, it says 'Question 8/60'. The main text asks: 'Tell us how much each statement is like you. Think about how you prefer to learn and work. Then choose the answer that best fits.' The statement is 'Take care of children at a day-care center'. Below the statement are five response options with corresponding smiley face icons: 'Strongly Disagree' (frowny), 'Disagree' (neutral), 'Neutral' (neutral), 'Agree' (happy), and 'Strongly Agree' (very happy). At the bottom are 'PREV' and 'NEXT' buttons.

The results will include your personality traits according to Holland Codes and information on how those help with career exploration and planning. The results will also offer career recommendations based on your personality.



## Career Key

Career Key helps you to identify your traits, best match work environments, and related careers by asking questions about your interests.

The assessment will take approximately 10 minutes.

**Career Key**

PROGRESS 20%  
Page 2/5

**What activities do you like to do?**

There are 6 activities you might like in this section. Choose the answer that best fits you.  
This section will save after you give an answer for all 6 activities.

**Activity 2/6**

I like to study and solve math or science problems.

Not True Mostly True True

PREV NEXT

The results will explain your personality traits based on Holland Codes and how those traits can help with career exploration and planning.

**Career Key**  
COMPLETED Dec 2nd 2020

Summary

**Summary**

The Career Key measures how similar you are compared to six basic types of personalities, together called the Holland Code. The higher you score, the more you are like that type.

**What's Next**

- Take a look at the traits where you received your **highest scores** and then view the related careers for those types.
- Keep an open mind.** You might find a career path you'd never considered before.
- You are unique.** Not every career that matches a personality type will be a match to your interests, skills, aspirations, or desired lifestyle. The trick is to discover the ones that do.
- Be sure to **favorite careers** that interest you to save them for later.

**Your Top Holland Traits**

	<b>SCORE: 8</b>
<b>Social</b>	
<b>HOLLAND TRAIT</b> Likes to do things to help people -- like, teaching, nursing, or giving first aid, providing information. Generally avoids using machines, tools, or animals to achieve a goal.	
<a href="#">VIEW CAREERS</a>	
	<b>SCORE: 6</b>
<b>Investigative</b>	
<b>HOLLAND TRAIT</b> Likes to study and solve math or science problems. Generally avoids leading, selling, or persuading people.	
<a href="#">VIEW CAREERS</a>	



## StrengthsExplorer®

StrengthsExplorer® helps uncover your talents and reveals your potential strengths to you and the people in your world.

The assessment will take approximately 20 minutes and includes 78 questions.

StrengthsExplorer® cannot be reset by you or your counselor.

The screenshot shows the StrengthsExplorer assessment interface. At the top, the title "StrengthsExplorer" is displayed. Below it, a progress bar indicates the current step: STEP 2 (Take Assessment). The previous step (Intro) is marked with a checkmark, and the next step (View Results) is marked with a circle. The main content area displays the question: "Friends tell me about their problems." Below the question, there are five response options, each with a radio button: "Almost Always (or Always)", "Often", "Sometimes", "Almost Never (or Never)", and "This Question Does Not Make Sense To Me". A "Next Question" button is located at the bottom right of the response area.

StrengthsExplorer® results will provide explanations of your top three themes, strategies for capitalizing on your success, and a list of action items so you can continue building on your strengths. The results will also include a list of best-fit career pathways.

The screenshot displays the StrengthsExplorer results page. At the top, there are tabs for "Overview" and "Sections". Below the tabs, a circular icon with a stylized "S" and "E" is shown. The main heading is "Your Top 3 Themes", followed by the text "You are the only person with your exact talents. Nobody in the world is the same as you." Below this, three themes are listed: 1. Organizer, 2. Achieving, and 3. Dependability. Each theme has a brief description. Below the themes, there is a section titled "Theme Details" with a subheading "Here is a complete summary of your themes from StrengthExplorer®". This section contains a paragraph explaining the purpose of the StrengthsExplorer report and a concluding paragraph encouraging the user to learn about their own talents.